



COOPERATIVE EXTENSION SERVICE
Pointe Coupee Parish
Courthouse Annex
180 East Main Street, First Floor
New Roads, Louisiana 70760-5550
(225)638-5533; Fax: (225)638-5550
E-mail: pointecoupee@agctr.lsu.edu

Web site: www.lsuagcenter.com/parish/pointe_coupee/

4-H SEW WITH COTTON & READY TO WEAR CONTESTS & FASHION SHOW

Contest Date: **Wednesday, March 16, 2011**

(Date has been changed)



WHO

Any 4-H member interested in sewing with cotton or fashion may participate in the 4-H Sew With Cotton and/or Ready to Wear Contest.

WHEN

Construction Judging – Garments are due in the 4-H Office **no later than Friday, February 25, 2011 (date has been extended)**.

Ready to Wear – Data sheets are due in the 4-H Office **no later than Friday, February 25, 2011 (date has been extended)**.

Appearance, Fashion Show and Awards Presentation - Behind closed curtains, contestants will model their garments for an appearance score which will be added to their previous scores on **Wednesday, March 16, 2011**. The Fashion Show will begin once the appearance judging is complete. **Contestants must participate in the Fashion Show.** The Contest and the Fashion Show will be held at the Cottonport Bank Community Center. Contestants need to **arrive by 4:30 p.m.** to change into their garments and/or prepare for the Appearance Judging. The appearance judging will begin at approximately 5:30 p.m. Depending on the number of clothing contestants, the Fashion Show will begin approximately 1 hour after the judging begins. Parents, guardians and friends are free to drop their child/contestant off at 4:30 and return for the Fashion Show 6:30 p.m.

SEW WITH COTTON CATEGORIES

ELEMENTARY – 4th, 5th and 6th grades



- a) **Apron** – Any style: Drawstring, Cobbler's, etc. (If needed, call the 4-H Office for an instruction sheet.)
- b) **Tote Bag**
- c) **Bottom Only** – Shorts, Skirt, Boxer Shorts, PJ Pants, etc. (When buying a pattern, look for "Easy to Sew", "Jiffy", "Fast & Easy", or "Learn to Sew")

Note: No underwear, swimwear, short shorts, etc.

JUNIOR – 7th & 8th Grades

7th Grade - Shorts **and** t-shirt top or jiffy skirt **and** t-shirt top.

8th Grade - Shirt **and** pants or shirt **and** jumper.



SENIOR – Must be 14 years of age by January 1, 2011.

A complete outfit of any style garment appropriate for any occasion (except sleep wear) and any season of the year may be entered. Note: Contestants must make all pieces in the outfit – no ready made blouses, etc. allowed.

ACCESSORY – Any grade can enter this category. It can be entered alone or in addition to another category.

- a) **Home** – Pillows, Blankets (must have some sewing on it), Decoration, Wall Hanging, etc. **Be creative!**
- b) **Personal** – Scarf, Belt, Hair Accessory, Purse, etc. **Be creative!**

If you have a question about entering an item please call the 4-H Office, more than likely it will qualify.

SEW WITH COTTON RULES

1. Each contestant may enter one garment and/or one accessory. Contestant must do all sewing/construction on the garment himself/herself.
2. Garments entered in the past cannot be re-entered.
3. Garments/accessories will be judged on **construction** as well as **appearance** for the total score.
4. Fabric of outer garment must be at least 75% cotton. Interfacing, lining and trim may be of compatible fabric.
5. **Each contestant must completely fill out the Personal Data Sheet and turn it in with their garment/accessory by Friday, February 25, 2011. Check the end of the fabric bolt to be sure that your fabric is at least 75% cotton.**
6. Make sure garment/accessory meets the division requirements. Also, make sure contestant is in the correct age group.
7. Contestants can pick up their garments starting on **Monday, March 14**. Those garments not picked up will be brought to the contest on **Wednesday, March 16** by 4:30 pm.

TIPS

1. Remember, when modeling to be confident and SMILE.
2. Don't forget to accessorize your garment. If you plan on using a certain accessory bring it with you March 16 to the Fashion Show. (Accessory examples: jewelry, hat, cookbook, purse, flower, book bag, cooking utensil, sports equipment, etc.)

Sponsor:
Tri-Parish Gin
Mrs. Peggy Grezaffi

READY TO WEAR CATEGORIES

ELEMENTARY – 4th, 5th and 6th Grades

JUNIOR – 7th & 8th Grades

SENIOR – Must be 14 years of age by January 1, 2011.



Note: No underwear, swimwear, short shorts, etc. All Ready-to-Wear entries should be complete outfits (Ex. blouse and skirt, blouse and pants, dress, etc.). Each item should be at least 50% cotton and the entire outfit should be under \$75 (excluding accessories).

If you have a question about entering an item please call the 4-H Office, more than likely it will qualify.

READY TO WEAR RULES

1. Each contestant may enter one Ready-to-Wear outfit. Contestant must do all selecting of the outfit himself/herself.
2. Ready-to-Wear outfits will be judged on **reasoning** as well as **appearance** for the total score.
3. Fabric of outer garment must be at least 50% cotton. Interfacing, lining and trim may be of compatible fabric. Outfit must also be \$75 or less.
4. If entering a combination outfit, one major item must be Ready-to-Wear. (Ex. Ready-to-Wear skirt and home sewn blouse.)
5. Contestants will not be judged on their specific accessories but how well they have used the accessories to complete the outfit.
6. **Each contestant must completely fill out the Personal Data Sheet and turn it in by Friday, February 18, 2011. Do not turn in your Ready-to-Wear outfit.**
7. Contestants will be disqualified if the outfit does not meet the division requirements.

Ready-to-Wear Selection & Judging

Personal Data Sheet	120
Appearance	180

TIPS

1. Remember, when modeling to be confident and SMILE.
2. Don't forget to accessorize your garment. If you plan on using a certain accessory remember to bring it with you March 16 to the Fashion Show. (Accessory examples: jewelry, purse, flower, book bag, belt, sports equipment, etc.)

**Sponsor:
Tri-Parish Gin
Mrs. Peggy Grezaffi**

Contestant Number _____
(Office Use Only)

SEW WITH COTTON DATA SHEET DUE WITH GARMENT IN 4-H OFFICE
Friday, February 25, 2011

NAME _____ **PHONE NO.** _____

SCHOOL _____ **AGE** _____ **GRADE** _____

CATEGORY ENTERED _____ **NAME OF ITEM** _____

Attach a sample for every different kind of fabric used in your garment/accessory. Attach extra sheet if needed.
Turn this form in with your item to the 4-H Office by **Friday, February 25, 2011.**

*** FABRIC FACTS ***

Swatch of Fabric	Swatch of Fabric	Swatch of Fabric
Type or Name	Type or Name	Type or Name
Fiber Content	Fiber Content	Fiber Content

INFORMATION GIVEN ON FABRIC BOLT LABELS:

_____	_____	_____
_____	_____	_____
_____	_____	_____
_____	_____	_____

PATTERN(S) USED

FIGURE GARMENT/ITEM COST

Company _____	Number _____	Fabric _____
Company _____	Number _____	Thread _____
Company _____	Number _____	Zipper _____
		Buttons _____
		Interfacing & Lining _____
		Trims _____
		Pattern(s) _____
		Other _____

TOTAL COST OF GARMENT/ITEM \$ _____ **ESTIMATED COST OF GARMENT (WHAT IT WOULD COST IF YOU WERE TO BUY IT FROM A STORE.) \$** _____

****MORE ON BACK****

Is this your first year in the Parish Sew With Cotton competition? _____ Yes _____ No

Are you happy with your new garment/item? _____ Yes _____ No

Share something about this sewing experience. (Most enjoyable experience, biggest problem, new skill or technique learned, favorite thing about garment/item, etc.)

If you could make your garment/item again, would you do anything differently?

____ Yes ____ No

If yes, what would it be? _____

Description of garment/item (May be taken from the back of the pattern envelope. Attach extra sheet if necessary.) **Be specific since this will help in writing the script for the Fashion Show.**


Do you have any other ideas for Sew With Cotton categories?

Sew With Cotton garment/fabric is at least 75% cotton.




Contestant's Signature

**Don't forget this form is due with your garment on
Friday, February 25 to the 4-H Office!**




**SEW WITH COTTON
SCORE CARD FOR
ACCESSORY & TOTE BAG
CONSTRUCTION**



NAME _____ **CONTESTANT NO.** _____

	Possible Points	Your Points
Selection of Material	5	
Finished Seam (zig zag, stitch and pinked, overcast, serged, etc.)	5	
Stitching (straight seams, proper machine adjustments, topstitching)	5	
Thread	5	
No loose threads		
Color		
Fastened at beginning and end of each seam		
Clipped		
Reinforced Seams (double stitching)	5	
Straps, cords, buttons/fasteners	5	
Stitched correctly		
Applied correctly		
Flat, not twisted		
TOTAL POSSIBLE	30	Your Score _____




**SEW WITH COTTON
SCORE CARD FOR
ACCESSORY & TOTE BAG
APPEARANCE**



NAME _____ **CONTESTANT NO.** _____

	Possible Points	Your Points
Fabric texture, weight, or design Appropriate for pattern.....	15	
General Appearance	15	
Clean		
Pressed		
Buttons/Fasteners		
Smooth Corners		
Attractive		
4-H'er modeling the item	10	
Expression of 4-H'er		
Appropriate clothing to show off item constructed		
Giving reason for entering or choosing item to construct		

TOTAL
POSSIBLE 40 Your
Score _____




**SEW WITH COTTON
SCORE CARD FOR APRON
CONSTRUCTION - 4th, 5th & 6th Grades**



NAME _____ **CONTESTANT NO.** _____

	Possible Points	Your Points
Selection of Material7 Suitable for work apron Design (if printed) printed on the grain		
Cut (or torn) on the grain3		
Hems even width (corners cut off to prevent peeping)3		
Belt construction and fit of belt into casing3		
Thread3 Color and size.....1 ½ Fastened at beginning and end of each seam.....1 ½		
Stitching.....5		
Understitched seam at bottom of pockets2 (No peeping of underside or at ends)		
Reinforced pocket tops through pocket hem2 (2 rows of stitching 3 stitches apart)		
Cleaned and pressed2		

TOTAL POSSIBLE	30	Your Score _____
---------------------------	----	-----------------------------



**SEW WITH COTTON
SCORE CARD FOR BOTTOMS
CONSTRUCTION – 4th, 5th & 6th GRADES**



NAME _____ **CONTESTANT NO.** _____

	Possible Points	Your Points
Selection of Material.....	7	
<p style="padding-left: 40px;">Suitable for skirt or shorts or PJ bottoms Design (if printed) printed on the grain</p>		
Cut on the grain.....	3	
Hems even width (machine or hand sewn).....	3	
Waistband or elastic casing (construction and fit).....	3	
Thread.....	3	
<p style="padding-left: 40px;">Color and size Fastened at beginning and end of each seam</p>		
Stitching.....	5	
Seams.....	4	
<p style="padding-left: 40px;">Pressed open Finished edges of seams 5/8" wide</p>		
Cleaned and pressed.....	2	

**TOTAL
POSSIBLE 30**

**YOUR
SCORE _____**

**SEW WITH COTTON
CONSTRUCTION SCORE SHEET FOR JUNIOR & SENIOR DIVISIONS**

EVALUATION SHEET FOR CLOTHING EXHIBITS			
Participant _____		Division _____	
Club _____		Contestant No. _____	
CONSTRUCTION	Well Done	Could Be Improved By	Possible Points
SELECTION			
<i>Fabric, Pattern, Notions</i>			4
- Fabric Suitable to pattern			
- Thread, buttons, trim suitable			
- Interfacing, linings appropriate			
CONSTRUCTION			
<i>Cutting, Marking, Assembling</i>			3
- On grain, accurate, directional			
- No markings show on outside			
- Designs match			
- Pieces fit together accurately			
<i>Seams, Stitching</i>		- correct seam finish _____ - type of seam construction _____ - stitching straight _____ - machine adjustment _____	4
- Topstitching		- length of stitches _____ - stitching straight _____ - distance from edge _____ - type of thread _____	
- Crotch of pants		- double stitching _____ - making leg seam first _____	
- Darts		- stitching to a point _____ - securing threads _____ - pressing in proper direction _____	
- Gathers, pleats, tucks		- distributing evenly _____ - spacing evenly _____	
<i>Facings, bindings - neckline, armhole, center front and back</i>		- even width _____ - trimming, clipping, grading seams _____ - understitching _____ - even at closure _____ - better edge finish _____ - attaching only at seam lines _____ - attaching interfacing properly _____	2
<i>Collar, neckline</i>		- trimming, grading, notching seams _____ - understitching _____ - even at closure _____ - attaching interfacing properly _____ - improving casing _____	2

	Well Done	Could Be Improved By	Possible Points
<i>Sleeves</i>		- distributing ease evenly_____ - making underarm seam first_____	3
- Cuffs		- even in width_____ - understitching_____ - improving placket_____	
- Hem		- more suitable edge finish_____ - even width_____ - method of stitching_____ - improving easing_____	
<i>Fasteners</i>			3
- Hooks, eyes, snaps, other		- stitching securely_____ - different location_____	
- Buttonholes		- making all same size_____ - spacing evenly_____ - making size match button_____	
- Buttons		- applying correctly_____ - adding thread shank_____	
- Zipper, placket		- smooth, even stitching_____ - hiding zipper better_____	
<i>Waistline, skirtband, belt</i>		- even width_____ - attaching interfacing properly_____ - reinforcing_____ - distributing ease evenly_____ - stitching casing evenly_____	2
<i>Pockets, trim, ties, accessory</i>		- locating correctly_____ - improving shape_____ - stitching straight, secure_____	2
<i>Hem</i>		- even width_____ - distributing ease_____ - size of stitches_____ - method of stitching_____ - more suitable edge finish_____ - removing bulk_____	3
<i>Care and Handling</i>		- pressing while sewing_____ - pressing less or not as hard_____ - cleaning, removing spots_____	2
<i>Other</i>			
		Possible Score	30
		Minus	-
		Your Score	

**SEW WITH COTTON
 APPEARANCE SCORE SHEET FOR CLOTHING
 ELEMENTARY (Except Accessory & Tote Bag),
 JUNIOR & SENIOR DIVISIONS**

Participant _____
 Division _____
 Club _____
 Grade _____

	Well Done	Could Be Improved By	Possible Points
APPEARANCE			
Fabric, style, and their appropriateness to each other and individual		- fabric texture, weight or design - change of pattern style - length or width of _____ - color _____	6
General appearance of garment		- combination of colors, fabrics _____ - improving construction of _____ - pressing techniques _____ - different buttons, zipper, other notions _____	6
Accessories - including shoes, hose, purse, hat, belt, scarves, jewelry, hair ornaments, props (books, umbrella), etc.		- change of color _____ - change of size _____ - adding or changing to _____ - appropriate _____	5
Appropriate for the division entered		- change of style or fabric _____ - more casual look _____ - dressier look _____	3
FIT			
smooth and attractive		- adding ease _____ - changing undergarments _____ - correcting fit at: - neckline or shoulders _____ - bust _____ - waist _____ - hips, abdomen _____ - special alteration for _____	12
4-H'ER WEARING OUTFIT			
		- changing expression _____ - hair style change _____ - make-up change _____ - other grooming change _____ - showing off garment better _____ - explaining outfit or reason for entering _____	8
OTHER			
		Possible Score	40
		Minus	-
		Your Score	

